

# SAN DIEGO COUNTY EMPLOYEES' CHARITABLE ORGANIZATION 2023 GRANT SUMMARY

## TOTAL DOLLARS INVESTED IN SAN DIEGO COUNTY

# \$110,252

### APPLICATIONS



153 applications received

\$783,831 total requests

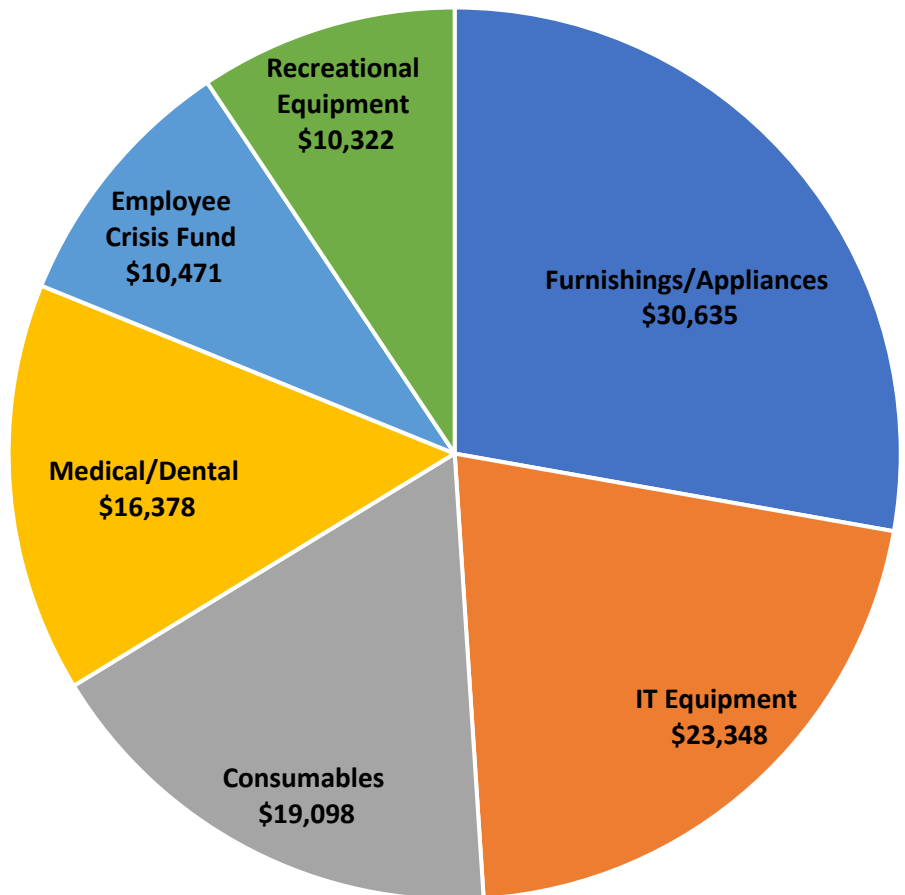
### AWARD TOTAL BY REGION\*

**\$43,942**  
Countywide


<b>\$10,085</b> North Central	<b>\$25,741</b> Central
<b>\$12,778</b> North Inland	<b>\$21,253</b> East
<b>\$3,885</b> North Coastal	<b>\$20,202</b> South

### AWARD TOTAL BY CATEGORY

68 programs awarded grants



### AWARD TOTAL BY POPULATION SERVED\*



**\$34,933**  
People Experiencing Homelessness



**\$47,788**  
People with Disabilities



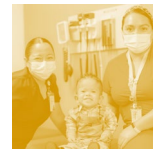
**\$48,305**  
Older Adults



**\$78,931**  
Children/ Youth



**\$77,027**  
Low-Income



**\$41,534**  
Medically Underserved

\*AWARDS MAY FALL INTO ONE OR MORE CATEGORIES

